











# Preschool Activity Calendar



## May 2010

Sunday	Monday	Tuesday	Wednesday	Thursday	Friday	Saturday
						1
						<b>MAY DAY</b> Make May baskets.
2	3	4	5	6	7	8
Help your child plant a small garden. (Science)		Make large tissue paper flowers. (Art)	<b>CINCO DE MAYO</b> Celebrate by making nachos. (Cultural Awareness)	Help your child find objects around the house that begin with the "M" sound. (Letters)	Show your child how to throw a ball against a wall and catch it. (Coordination)	Let your child write her name on a card for Grandma or Mother for Mother's Day. (Writing)
9	10	11	12	13	14	15
<b>MOTHER'S DAY</b> 	Play "Mother May I" game with your child and his friends. (Listening)	Pretend to be caterpillars or worms crawling on the ground. (Movement)		Read a story about "Lowly Worm". (Literature)	Encourage your child to help others. (Kindness)	Go on a walk. How many colors can you find? (Color Recognition)
16	17	18	19	20	21	22
Pick a flower and count the number of petals it has. (Math)	Make triangle and square shapes with popsicle sticks. (Shapes)	Lay a scarf down and show your child how to jump over the river. (Coordination)	Let your child help you make a garden salad. (Nutrition)	Write all the words your child can read on a piece of paper, for her to read. (Reading)	Read the story of the "Hungry Caterpillar". (Literature)	
23 / 30	24 / 31	25	26	27	28	29
	 <b>MEMORIAL DAY</b>	Celebrate Memorial Day by telling your child your family history.	Play "Go Fish" with your child. (Problem Solving/Colors)	Give your child 1" strips of paper to snip off sections. (Cutting)	Let your child attach his paper snips to a piece of sticky paper. (Creative Art)	Teach your child the nursery rhyme "Mary, Mary Quite Contrary". (Language)