







Preschool Activity Calendar



January 2012

Sunday	Monday	Tuesday	Wednesday	Thursday	Friday	Saturday
1 New Year's Day 	2 Glue confetti on paper to make a colorful paper collage. (Art)	3 Have your child make up a story by looking at a picture from an old calendar. (Language)	4 Turn out the light and write on a wall with a flashlight. (Beginning Writing)	5 Make hot chocolate with your child. (Cooking)	6 Wash your hands while singing "The Alphabet Song". (Health/ Music/ Letters)	7 Pick up cotton balls with tweezers or kitchen tongs. (Sm. Motor Dev.)
8	9	10	11	12 	13	14
Ask your child to sing his favorite song. (Music/Making Choices)	Give your child several plastic containers to nest one inside the other. (Thinking Skills)	Visit the library to look for books about winter. (Reading)	Fold and cut coffee filters to make lacy snowflakes. (Art)		Talk about a time you played in the snow when you were young. (History)	Teach your child how to set the table. (Patterning)
15	16	17	18	19	20	21
Talk about ways to be a friend. (Kindness)	Martin Luther King Jr. Day 	Look through junk mail with your child. Can she find letters she knows? (Letters)	Let your child help you vacuum. (Responsibility)	Sprinkle salt on an ice cube, place a thread on top. Wait a minute, then, lift the thread. (Science)	Teach your child the rhyme "Hickory Dickory Dock". (Rhyme/ Language)	
22	23	24	25	26	27	28
Count the number of circle objects in your home. (Shapes)	Beginning of Chinese New Year <i>Year of the Dragon</i> 	Cut small, medium and large circles out of white paper. Glue on blue paper to make a snowman. (Art)		Build a snowman, if you have snow. (Coordination/ Creativity)	Hide cotton balls all around the room. Let your child hunt for the balls. (Problem Solving)	Make a map of your house. Have your child trace paths from room to room. (Geography)
29	30	31				
Play in a sink of warm, soapy water. (Sensory Exploration)	Check juices at the store. Can your child find ones with 100% juice? (Nutrition)	Put 7 dots on a paper. Have your child count the dots and place stickers on them. (Math)				