






# Preschool Activity Calendar



## January 2015

Sunday	Monday	Tuesday	Wednesday	Thursday	Friday	Saturday
				1	2	3
				<b>Happy New Year</b> 	Glue confetti on paper to make a colorful paper collage. (Art)	Have your child make up a story by looking at a picture from an old calendar. (Language)
4	5	6	7	8	9	10
	Visit the library to look for books about winter. (Reading)	Fold and cut coffee filters to make lacy snowflakes. (Art)	Sprinkle salt on an ice cube, place a thread on top. Wait a minute, then, lift the thread. (Science)	Make hot chocolate with your child. (Cooking)	Play in a sink of warm, soapy water. (Sensory Exploration)	Wash your hands while singing "The Alphabet Song". (Health/Music/ Letters)
11	12	13	14	15	16	17
Ask your child to sing his favorite song. (Making Choices/Music)	Give your child several plastic containers to nest one inside the other. (Thinking Skills)	Make a map of your house. Have your child trace paths from room to room. (Geography)	Let your child help you vacuum. (Responsibility)	Turn out the light and write on a wall with a flashlight. (Beginning Writing)	Teach your child the rhyme "Hickory Dickory Dock". (Rhyme/ Language)	
18	19	20	21	22	23	24
Talk about ways to be a friend. (Kindness)	Martin Luther King Jr. Day 	Look through junk mail with your child. Can she find letters she knows? (Letters)	Use felt scraps to make snowman pieces for your child to put together on a felt board. (Thinking Skills)	Help your child recite his favorite snowman rhyme. (Rhymes)	Check juices at the store. Can your child find ones with 100% juice? (Nutrition)	Teach your child how to set the table. (Patterning)
25	26	27	28	29	30	31
Count the number of circle objects in your home. (Shapes)	Cut small, medium and large white paper circles. Have your child glue them on blue paper to make a snowman. (Art)	Talk about a time you played in the snow when you were young. (History)		Build a snowman, if you have snow. (Coordination/ Creativity)	Hide cotton balls all around the room. Let your child hunt for the balls. (Problem Solving)	Pick up cotton balls with tweezers or kitchen tongs. (Sm. Motor Dev.)