










Preschool Activity Calendar



May 2015

Sunday	Monday	Tuesday	Wednesday	Thursday	Friday	Saturday
					1	2
						Teach your child the rhyme "Mary, Mary Quite Contrary". (Music)
3	4	5	6	7	8	9
Count the petals on a flower. (Math)	Twist chenille stems around tissue paper circles to make flowers. Give to others. (Kindness/Art)	Cinco De Mayo 	Cut yellow flower pictures from magazines and make a yellow collage. (Color/Art)	Use your senses to explore a fragrant flower. (Sensory Exploration)	Name five things you love about your mom. (Language)	Make a Mother's Day card with bits of ribbon and lace. (Art)
10	11	12	13	14	15	16
Mother's Day 	Cut triangles out of colorful paper. Glue onto paper to make flower shapes. (Shapes/ Art)	Pretend to be a flower blooming in the warm spring sunshine. (Movement)	Look for worms in your garden. Try moving like they move. (Movement)		Practice saying "Please" and "Thank You". (Social Skills)	Look at a map to show where your mother and grandmothers live. (Geography)
17	18	19	20	21	22	23
Let your child help you make some packaged drink, such as; Kool-aid. (Cooking)		Visit a farmer's market. Choose a new fruit or vegetable to try. (Nutrition/Making Choices)	Read a book about gardens, such as "The Tale of Peter Rabbit". (Literature)	Tell your child about a garden you had or one you visited as a child. (History)	Use a watering can to water some plants. (Responsibility)	
24 / 31	25	26	27	28	29	30
 	Memorial Day 	Write letters with chalk on a chalkboard or on a sheet of dark paper. (Writing)	Drop paint onto paper. Fold in half, rub across top of paper, unfold (Art)	String straw sections on shoelaces to make necklaces. (Sm. Muscle Dev.)	Talk about what you can do when you are feeling mad. (Feelings)	Make alphabet letters with your body. (Letters)