








# Preschool Activity Calendar



May 2017

Sunday	Monday	Tuesday	Wednesday	Thursday	Friday	Saturday
	1	2	3	4	5	6
	<b>May Day</b> Make May baskets from folded doilies. (Art)		Place flower stickers on a doily to make a flower collage. (Art)	Place dried beans in plastic eggs to make shakers. (Music)	<b>Cinco De Mayo</b> 	Dance to Mariachi music. (Movement)
7	8	9	10	11	12	13
Plant flower seeds, water when needed and watch for seeds to sprout. (Science)	Recite the rhyme "Mary, Mary Quite Contrary". (Language/ Rhyme)	Start a compost bin for holding fruit and vegetable scraps. (Science/ Recycling)		Wiggle like worms. (Movement)	Decorate a cardboard picture frame for Mom. (Art)	Color a special picture to fit inside picture frame for Mom. (Art)
14	15	16	17	18	19	20
<b>Mother's Day</b> 	Show your child how to twist pipe cleaners into bracelets or rings. (Creativity)	Give your child some plastic measuring cups to nest together. (Thinking Skills)	Help your child make a paper plate clock. (Math/Time)	Let your child spear cheese cubes on pretzel sticks for a snack. (Cooking/ Coordination)	Take turns rolling a small ball across the floor with your nose. (Coordination)	
21	22	23	24	25	26	27
On a car ride, call out "Blue car!" See who can be the first one to spot one. (Color)	Cut geometric shapes out of cardboard. Let your preschooler use them to make rubbings. (Shapes)	Spray shaving cream on a tray and let your child draw numbers in it. (Math)	Read "The Best Nest" by P.D. Eastman to your child. (Literature)		Research what kinds of items a robin likes to use to make a nest. (Science)	Roll down a small lunch sack to make a nest. Add some jellybean eggs. (Coordination)
28	29	30	31			
Explain old family photos to your child. (History)	<b>Memorial Day</b> 	Use sign language to say "come here" And "good-bye". (Communication)	Take turns dropping clothespins into a bucket or coffee can. (Coordination)			