







Preschool Activity Calendar



November 2020

Sunday	Monday	Tuesday	Wednesday	Thursday	Friday	Saturday
1	2	3	4	5	6	7
Sort Leaves by shapes. (Shape Recognition)		Draw the first letter of your child's name on paper. Have her glue over it with small leaves. (Letters / Art)	Walk around and jump onto a pile of leaves. (Movement / Coordination)		Glue feathers on a paper turkey shape. (Art)	Paint your child's hand brown. Make a print on paper to create a turkey. (Art)
8	9	10	11	12	13	14
Look at a picture of a turkey and name all of its parts. (Body Parts / Language)	Count and wiggle five fingers. (Math)	Teach your child the beginning of the "Pledge of Allegiance." (Memory)	Veteran's Day 	Set out some nuts still in their shells. Have your child sort the nuts by type. (Sorting)	Brainstorm and experiment ways to open a nut. (Thinking Skills)	
15	16	17	18	19	20	21
Make pumpkin pudding by mixing canned pumpkin into vanilla pudding. (Cooking)	Look at varieties of squash at the market. Choose one to try. (Nutrition)		Glue pictures of food to a paper cornucopia. (Art)	Teach your child her phone number. (Safety)	Read a story about the first Thanksgiving. (Literature)	Act out the story of the first Thanksgiving. (Dramatics)
22	23	24	25	26	27	28
Glue small ovals to a large oval shapes to make placemats. (Shapes / Art)	Make a holiday dinner menu with your child. (Thinking Skills)	Decorate place cards for dinner. Help your child write the names. (Beginning Writing)	When do you feel thankful? (Feelings)	Thanksgiving 	Find cities of distant relatives on a map. (Geography)	Look at family photos. Tell your child the stories behind the photos. (History)
29	30					
Put popcorn kernels in a bowl for your child to practice measuring and pouring. (Cooking Skills)	