









# Toddler Station



## June 2010

Sunday	Monday	Tuesday	Wednesday	Thursday	Friday	Saturday
		1	2	3	4	5
		Set out a bucket of water and some sponges for your child to help wash the car. (Lg. Mus. Dev.)	Poke holes in plastic bottles and fill with water to make sprinkle bottles for your child. (Science)		Let your toddler paint the side of your house using a large brush and some water. (Lg. Mus. Dev.)	Let your toddler wash plastic dishes in a dish pan of soapy water. (Self-Help Skills)
6	7	8	9	10	11	12
Help your child place lady bug stickers on a red 2" paper headband. (Coordination)		Read a story about a lady bug to your child. (Language)	Let your toddler experiment with items that sink vs. float in the bathtub. (Science)	Discuss with your child how plants need water to grow. Let him help water plants. (Science)	Blow some bubbles and look for rainbows in the bubbles. (Science)	
13	14	15	16	17	18	19
Recite the rhyme "Little Boy Blue" to your toddler. Look for blue things. (Rhymes/Color)	Let your toddler paint with blue paint. (Color)	Serve blue berries for a colorful, healthy snack. (Snacks)		Let your toddler help you stir up some blueberry pancakes. (Cooking)	Let your child sample some blue punch for a blue treat. (Snacks)	Blow bubbles out and let your toddler try to catch them. (Coordination)
20	21	22	23	24	25	26
<b>Father's Day</b> 	<b>Summer Begins</b> 	Let your child play with a hand puppet. (Language Development)	Let your child drop paint on one half of a paper, fold it over to make a blot print. Cut into a butterfly. (Art)	Take your child outside to look for butterflies. (Science)		Cut a sandwich in half cross-wise and turn the halves backwards to make a butterfly sandwich. (Snacks)
27	28	29	30			
Have your toddler move her hands in different ways, like clapping and waving them. (Movement)	Discuss with your toddler some of the other things that hands can do. (Problem Solving)		Show your toddler how to count the fingers on one of his hands. (Math)			