






Toddler Station



April 2015

Sunday	Monday	Tuesday	Wednesday	Thursday	Friday	Saturday
			1	2	3	4
			Draw faces on your child's fingers to make silly finger puppets. (Lang. Dev.)	Encourage your toddler to tell you about her day. (Lang. Dev.)	Make a basket using a small box, add a handle. Let your child decorate. (Art)	Fill a yellow basket with yellow items. (Color Recognition)
5	6	7	8	9	10	11
Easter 	Hide plastic eggs for your child to find. (Problem Solving)	Draw with chalk on wet paper to make brightly colored designs. Cut into egg shape. (Art)	Visit a pet store to see some baby chicks. (Animals)	Glue some yellow feathers onto a chick (or duck) shape (Art)		Read the rhyme "Humpty Dumpty" to your toddler. (Rhymes)
12	13	14	15	16	17	18
Knock down blocks or plastic bottles with a bat. (Coordination)	Have your child finger paint with red and blue paint, to make a purple painting. (Art/Science)	Make purple play dough for your child to play with. (Color/ Sm. Muscle Dev.)		Eat some purple grapes for snack. Be sure to cut them in half for safety. (Snack)	Show your child examples of hard boiled and soft boiled eggs. (Opposites)	Let your toddler help you make egg salad sandwiches for lunch. (Cooking)
19	20	21	22	23	24	25
Give your child a bunny "nose kiss". (Self-esteem)		Sing your favorite bunny song. (Music)	Make a headband with bunny ears for your child to wear to pretend to be a bunny. (Pretend)	Visit a petting zoo to touch a real bunny. (Animals)	Roll a ball back and forth with your toddler. (Coordination)	Clap your hands to the rhythm of your favorite song. (Music)
26	27	28	29	30		
Place salt in a box lid. Let your child write in it with a large craft stick. (Beg. Writing)	Read a story about the rain. (Literature/ Science)	Listen to the rain. What does it sound like? (Listening skills)	Wear boots and go out splashing in rain puddles. (Movement)	