









# Toddler Station



## August 2015

Sunday	Monday	Tuesday	Wednesday	Thursday	Friday	Saturday
						1
						Glue yellow tissue paper petals to a brown paper circle to make a sunflower. (Art)
2	3	4	5	6	7	8
Glue clean coffee grounds in the center of paper sunflower. (Art)	Have your toddler search for sunflowers at your local grocery store or flower shop (Nature)	Tell your child how special she is to you. (Self-Esteem)	Have your toddler count the points on a cardboard star. (Math)	Make your child a star wand by gluing a cardboard star to a straw. (Imagination)		Sing "Twinkle, Twinkle, Little Star" with your toddler. (Music)
9	10	11	12	13	14	15
Show your toddler how to put small cars down a cardboard tube chute. (Science)	Make a pretend steering wheel for your child from a paper plate. (Imagination)	Let your child help you wash plastic toy vehicles outside. (Responsibility)		Count red cars as they pass you while riding on a bus or in a car. (Math)	Discuss with your child how sometimes her cars go "fast" and sometimes "slow". (Opposites)	Make garages for your toddler's cars by using old shoe boxes. (Imagination)
16	17	18	19	20	21	22
Stuff small zip-lock bags with cotton balls to make simple beanbags. (Sm. Muscle Dev.)	Toss beanbags into a basket. (Coordination)	Give your child a bucket of water and a large paint brush to "paint" the house. (Lg. Muscle Dev.)	Go on a nature walk, looking for wild flowers. (Nature)	Do nature collages by gluing nature items onto cardboard. (Art)	Make a tent outside using chairs and blankets. (Imagination)	
23 / 30	24 / 31	25	26	27	28	29
		Play baseball with a cardboard tube bat and a crushed paper ball. (Coordination)	Sort a group of balls by size, smallest to largest. (Size)		Make juice popsicles with your toddler. (Cooking)	Have ice cube races on a slanted tray. (Science)