






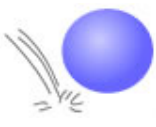





Toddler Station



May 2015

Sunday	Monday	Tuesday	Wednesday	Thursday	Friday	Saturday
					1	2
					Let your toddler water flowers outside. (Science)	
3	4	5	6	7	8	9
Recite the rhyme "Mary, Mary Quite Contrary" to your child. (Rhymes)	Make flower crowns by arranging flower stickers on a paper headband. (Art)	Cinco De Mayo 	Let your toddler smell different flowers at the grocery store. (Senses)	Have your child place thin carrot sticks around a mound of cottage cheese for a flower snack. (Cooking)	Glue four craft sticks together to make a picture frame for a Mother's Day present. (Kindness)	Have your toddler count 3-4 flowers in a vase. (Beginning Math)
10	11	12	13	14	15	16
Mother's Day 	Cut out pink tissue paper flower shapes for your child to glue onto paper. (Art)	Have your toddler make pink paint by mixing white and red paint. (Science)		Have your toddler paint with pink paint. Cut when dry into flower shapes. (Art)	Bounce a ball to your child and have him try to catch it. (Coordination)	
17	18	19	20	21	22	23
Show your toddler how to bounce her whole body like the bouncing ball. (Movement)	Have your child sit on a towel and pull her across the floor. (Balance)	Make 2-4 large brown yarn caterpillars for your toddler to count. (Math)	Crawl like a caterpillar. (Movement)		Read the story of "The Very Hungry Caterpillar". (Literature)	Cut shapes in the plastic lids of three coffee cans for shape sorters. (Shapes)
24 / 31	25	26	27	28	29	30
	Memorial Day 	Explore "Open and Closed" with your child, - hands, doors, flower buds, etc. (Opposites)	Compare sweet and salty foods. (Taste Discrimination)	Let your toddler draw in the bathtub using washable crayons. (Beginning Writing)	Read stories to your child with repeated phrases. (Language/Recall)	Make a dress-up box with scarves, hats, capes, etc. (Pretend/Social Skills)