








Toddler Station



September 2015

Sunday	Monday	Tuesday	Wednesday	Thursday	Friday	Saturday
		1	2	3	4	5
		Have your toddler look for black things around the house. (Colors)		Make black prints on a piece of paper with black ink and a paw stamp. (Art)	Look for black cats in your neighborhood. (Problem Solving/Colors)	Give your toddler a small job to do such as, wiping off the chairs. (Responsibility)
6	7	8	9	10	11	12
Place a hat on your child's head, take it "off" and "on", as you say the words. (Opposites)	Labor Day 	Give your toddler some old keys on a ring to play with. (Imagination)	Hide large nuts for your child to find, while pretending to be a squirrel. (Problem Solving)		Sing "I'm a Little Gray Squirrel in a Tree" to the tune of "I'm A Little Teapot". (Music)	Have your child call or visit her grandparents. (Kindness)
13	14	15	16	17	18	19
Grandparent's Day 	Make a cardboard box stove for your toddler. Add some small cooking pots. (Imagination)	Have your child notice the different colors of apples at the store. (Colors/Observation)	Let your child paint with red paint. When dry, cut the paper into an apple shape. (Art)	Serve apple sauce today for a snack. (Snack/nutrition)	Tell your toddler the rhyme about the "Two Little Apples" up in the tree. (Rhyme)	
20	21	22	23	24	25	26
Collect a few leaves and help your child count them. (Math)	Cut the center from a paper plate, glue leaves around the ring for a Fall wreath. (Art)	Give the Fall wreath to a friend or relative. (Kindness)	Fall Begins 	Have your toddler dance like falling leaves. (Movement)	Pile up leaves and have fun jumping into them. (Coordination)	Have your Toddler sort some fall leaves by colors. (Color Recognition)
27	28	29	30			
Show your child how to wrap a baby blanket around a doll. (Coordination)	Have your toddler pretend to feed a doll. (Pretend/Caring)	Set a basket on a chair and let your child toss balls into the basket. (Coordination)	Fold a paper in fourths, flatten out. Have your child place a small object in each square. (Math)			