







# Toddler Station



## April 2017

Sunday	Monday	Tuesday	Wednesday	Thursday	Friday	Saturday
						1
						Recite the rhyme "Rain, Rain, Go Away". (Rhymes/ Language)
2	3	4	5	6	7	8
Let your toddler tap a metal surface with a spoon to create the sound of rain. (Sounds)	Read your child's favorite books while sitting on the floor under an umbrella. (Literature)		Have your toddler place a pan outside to catch raindrops. (Science)	Go outside on a cloudy day and count clouds with your child. (Math)	Let your child glue a cotton ball on the tail of a paper bunny shape. (Art)	Make a headband with bunny ears for your toddler to wear. (Imagination)
9	10	11	12	13	14	15
Let your child decorate a box with a purple marker or crayon. (Art)		Have your child use the purple box to collect small purple items. (Color)	Help your child paint with water colors on small paper egg shapes. (Art)	Let your toddler help you crack hard-boiled eggs to make egg salad. (Cooking)	When cooking scrambled eggs, have your toddler notice how the eggs start out runny and end up solid. (Cooking/Science)	Using plastic eggs, make egg shakers by filling them with beans and rice. Glue egg halves together. (Music)
16	17	18	19	20	21	22
<b>Happy Easter</b> 	Read the book "Pat the Bunny" to your toddler. (Literature/ Textures)	Hide a toy under a blanket and play "peek-a-boo" with your toddler. (Thinking Skills)	Read a story about a duck. (Literature)		Let your child glue yellow feathers to a paper duck shape. (Art)	Show your child how to quack and waddle like a duck. (Movement)
23/30	24	25	26	27	28	29
Let your toddler decorate the sides of a small box with stickers. Add a handle to make a basket. (Art)	Set out three different sizes of baskets. Have your child find the smallest basket. (Size)	Place plastic eggs around your room or yard. Let your toddler use a basket to find and collect the eggs. (Problem Solving)	Collect small and large plastic eggs. Let your child put the small eggs in a small basket and the large eggs in a large basket. (Size)	Say the words "in" and "out" as your child puts things in a basket and then takes them out. (Opposites)		Fix a gift basket with your child to take to an elderly relative. (Kindness)