










Toddler Station



December 2017

Sunday	Monday	Tuesday	Wednesday	Thursday	Friday	Saturday
					1	2
					Sing the song "Down By the Station" (Music)	Draw lines across masking tape on the floor to make a play train track for your toddler. (Creative Play)
3	4	5	6	7	8	9
Take your child outside and hunt for a tree to hug. (Thankfulness)		Go to a stand of trees and look for short and tall trees. (Opposites/Size)	Spread glue on a triangle tree shape and place 1" green tissue paper squares on top. (Art)	Search for things in your home that are made from wood. (Problem Solving)		Look for different colors of lights in your house or at a store. (Color Recognition)
10	11	12	13	14	15	16
Look through toy catalogs. Have your child tell you why she likes certain toys. (Language)	Wrap up small gifts for your toddler to open before a special holiday, one for each day. (Time)	Have your child point to objects that are gold or silver. (Colors)	Happy Hanukkah 	Let your toddler make pretend cakes and cookies using play dough. (Imagination/Sm. Muscle Dev.)	Cut out the center of a green paper plate. Let your child glue on small colorful poms to create a holiday wreath. (Art)	
17	18	19	20	21	22	23
Read the rhyme "Little Jack Horner" to your toddler. (Rhymes)	Encourage your child to make up hand motions for the "Little Jack Horner" rhyme. (Movement)	Hide a plum in a corner of your house for your child to find. (Problem Solving)	Look through winter magazines or cards for pictures of snowmen. How many did you find? (Counting)	Winter Begins 	Let your toddler add sprinkles to the tops of frosted holiday cookies. (Cooking)	Make simple puzzles from the covers of holiday cards. (Thinking Skills)
24/31	25	26	27	28	29	30
Glue or tape the ends of 1" x 7" strips of holiday paper together to make holiday bracelets. (Art)	Merry Christmas 	Happy Kwanzaa 	Make cornbread with your toddler. (Cooking)	Make a drum from an oatmeal box. Beat it with a wooden spoon. (Music)		Have your toddler try drumming loudly and then softly. (Opposites/Sounds)