








Toddler Station



May 2017

Sunday	Monday	Tuesday	Wednesday	Thursday	Friday	Saturday
	1	2	3	4	5	6
	Let your toddler help you water plants using a small watering can. (Science)		Sing "I'm a Little Watering Can" to the tune of "I'm A Little Teapot". (Music)	Show your child examples of "many" and "few" with items such as blocks or toy cars. (Opposites/Size)	Cinco De Mayo 	Let your toddler play with some musical shakers. (Music)
7	8	9	10	11	12	13
Let your child help you make some cookies. (Cooking)	Plan a tea party with stuffed animals. Let your toddler help you set the table. (Problem Solving)	Serve cookies and tea or lemonade from a teapot for your party. (Pretend/Snack)	Have your child pretend she is a bee, buzzing around visiting flowers. (Imagination)		Let your child help scrub veggies with a small vegetable brush. (Responsibility)	Have your toddler mark a Mother's Day card with X's and O's for hugs and kisses. (Writing)
14	15	16	17	18	19	20
Mother's Day 	Plant some flowers with your child. (Science)	Go on a walk and smell the flowers. (Sensory Development)	Cut flower shapes out of your child's paintings. Hang up the paper flowers. (Art)	Cut out the middle of a colorful paper plate to make a flower prop for your toddler. (Dramatics)	Take flowers to a friend or relative who is sick. (Kindness)	Have a Flower Parade. Tie paper or silk flowers on push toys. (Construction)
21	22	23	24	25	26	27
Look for brown shoes at the store or in your closet. (Color Recognition)	Paint with brown paint. (Art/Color)	Sponge-paint brown spots on a large pink pig shape for mud spots. (Art)		Cut sections of thick brown yarn to make worms. Have your child glue them onto brown paper. (Art/Science/Color)	Look for bird nests in trees. Don't touch. (Science/Observation)	Recite the rhyme "Two Little Black Birds" for your toddler. (Rhyme)
28	29	30	31			
Have your child pretend to be a baby bird by feeding her a gummy worm for a snack. (Pretend/Snack)		Roll down the sides of a lunch sack to make a nest. Let your toddler place egg stickers inside the nest. (Art)	Together, count the eggs inside the paper nest. (Math)			