








Toddler Activity Calendar



May 2020

Sunday	Monday	Tuesday	Wednesday	Thursday	Friday	Saturday
					1	2
					Let your toddler help you water plants using a small watering can. (Science)	
3	4	5	6	7	8	9
Sing "I'm a Little Watering Can" to the tune of "I'm a Little Teapot." (Music)	Let your toddler play with some musical shakers. (Music)	Cinco De Mayo 	Let your child help you make some cookies. (Cooking)	Plan a tea party with stuffed animals. Let your toddler help you set the table. (Prob. Solving)	Serve cookies and tea (or lemonade) from a teapot for your party. (Pretend / Snack)	Have your toddler mark a Mother's Day card with X's and O's for hugs and kisses. (Writing)
10	11	12	13	14	15	16
Mother's Day 	Plant some flowers with your child. (Science)	Go on a walk and smell the flowers. (Sensory Development)	Cut flower shapes out of your child's paintings. Hang up the paper flowers. (Art)	Cut out the middle of a colorful paper plate to make a flower prop for your toddler. (Dramatics)	Take flowers to a friend or relative who is sick. (Kindness)	Have a Flower Parade. Tie paper or silk flowers on push toys. (Construction)
17	18	19	20	21	22	23
Have your child pretend she is a bee, buzzing around visiting flowers. (Imagination)		Let your child help scrub veggies with a small vegetable brush. (Responsibility)	Show your child examples of "many" and "few" with items such as blocks or toy cars. (Opposites)	Look for brown shoes at the store or in your closet. (Color Recognition)	Sponge-paint brown spots on a large pink pig shape for mud spots. (Art)	Cut sections of think brown yarn to make worms. Have child glue them onto brown paper. (Art / Science)
24 / 31	25	26	27	28	29	30
	Look for bird nests in trees. Do not touch. (Science / Observation)	Recite the rhyme "Two Little Black Birds" for your toddler. (Rhyme)	Have your child pretend to be a baby bird. Feed her a gummy worm for a snack. (Pretend / Snack)		Roll down the sides of a lunch sack to make a nest. Let your child place egg stickers inside. (Art)	Together, count the eggs inside the paper nest. (Math)